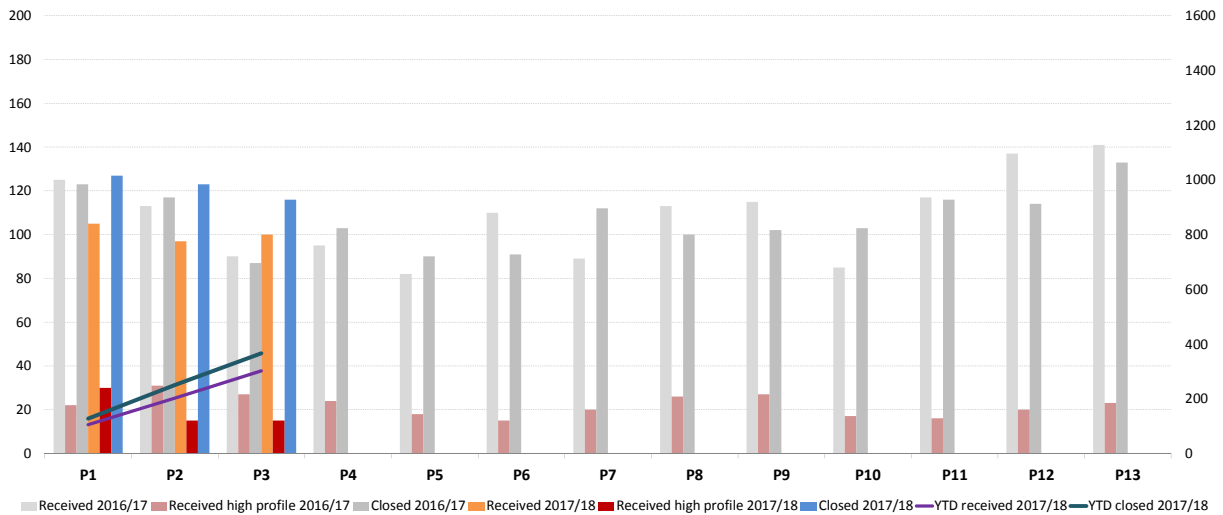


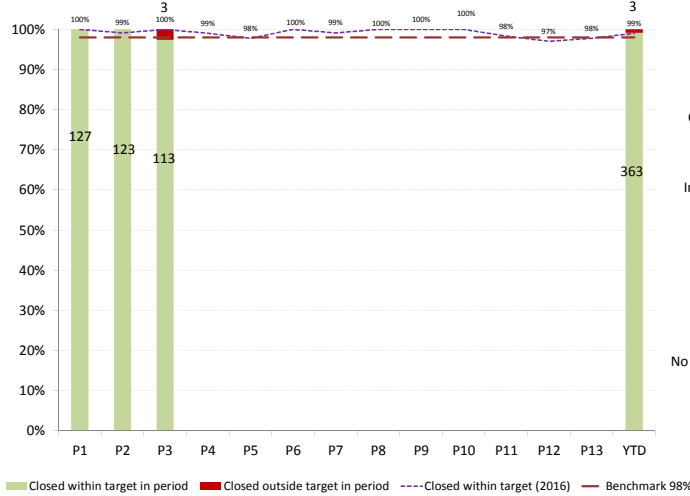
Legal - Freedom of Information

Key Metrics

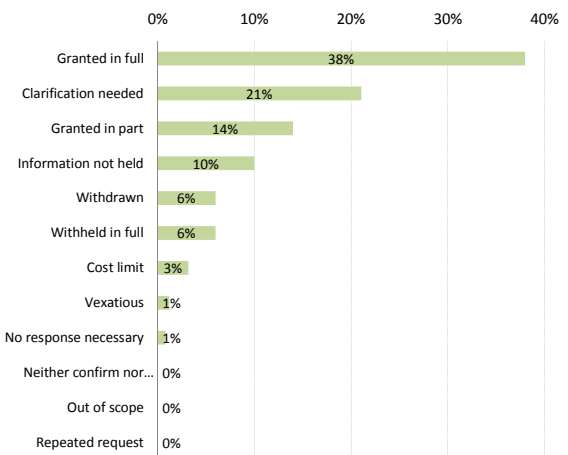
Summary of Freedom of Information requests



Requests closed within target



Closed cases outcome summary YTD



How are we doing against our targets?

The overall intake of new requests during Period 3 (P3) increased slightly compared to previous period; notably, this is an increase of 11% against the comparable period last year. The average weekly intake of new requests year to date (YTD) remains at 25. The volume of high profile cases received during P3 remained at the same level compared to the previous period.

We achieved 97.41 % compliance during P3. This remains a very strong level of performance against the regulator's benchmark of 90%. The drop in compliance from P2 was caused by the closure of three overdue requests. There are no overdue requests outstanding at the end of P3.

Information was given out to requestors in 59 % of all cases responded to during P3. This is a significant increase compared to P2 and raises our YTD disclosure to 52%.

We received only three new first stage appeals (Internal Reviews - IRs) during P3; this is slightly lower than the preceding period, and a significant drop from the seven received in the comparable period last year, when the overall intake of requests was lower. Five IRs were closed during P3.

There were no new second stage appeals to the Information Commissioner's Office (ICO) in P3, and no cases are currently pending or under investigation by the ICO. This continues to be a significantly better position than many comparable public authorities, and is due to the robust internal review process we have developed.

It remains the case that there have been no third stage appeals to the First-Tier Tribunal.